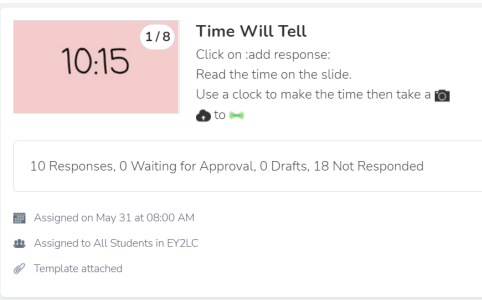
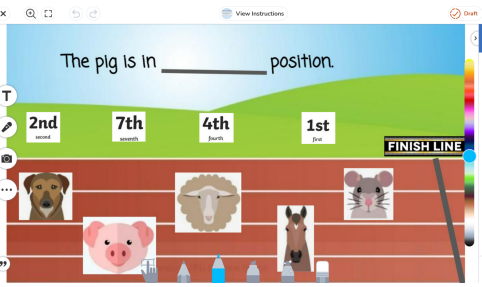


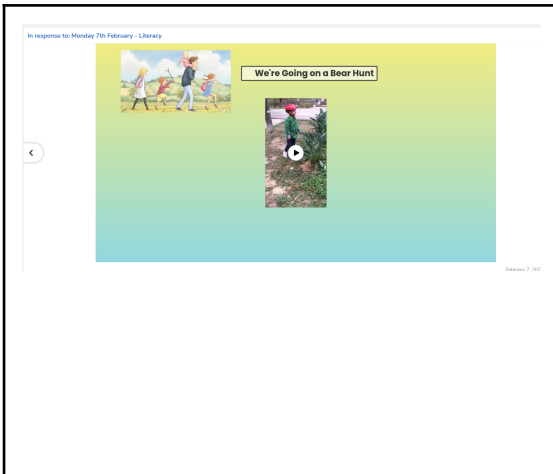


This is lovely but what do I have to do?

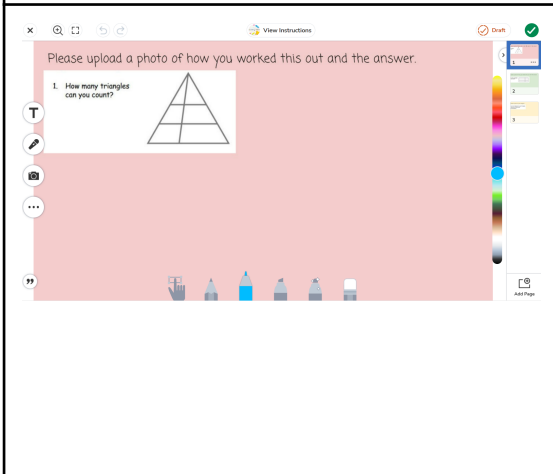
Guidelines for posting your child's learning on Seesaw

Your child's teacher misses having the children in school, they trained to work with children not computers. However due to these unusual circumstances they have had to change and evolve as practitioners. But they are also professionals that wish to keep up to date with how your child is moving forward and coping with home learning so they can plan and support each child's everchanging developmental stages. Each class teacher has at least 20 other children to also stay in touch with. So it's important that the learning you post is relevant, succinct and valuable to everyone.

Possible Activity	Suggested Response
	<p>This activity is great as it requires one answer on each page and your child should be able to independently give their answer. The teacher has chosen this activity to find out what your child can do, so it's always best this is done independently. And they have chosen 8 as this is a good amount to understand your child's learning.</p>
	<p>As you can see this activity has been designed to inform the teacher of your child's ordinal number ability. It would have had a teaching video to teach your child how to access the information. Allow your child to fill in the activity independently. If they make a mistake, let them and their teacher will provide feedback to assist understanding and this task will inform your child's teacher what they need to work on once they're back in school.</p>



This post asks for a **1 minute video**. There is a page to post the video on to. You can only post one video per page, **one video is enough**. Teacher's will ask for the amount of photos or videos they require. Try to avoid lengthy videos, 1 minute is usually plenty. If it is not perfect it does not matter, it's about the video showing your child's ability and understanding of the task so your child's teacher can plan for next steps.



This activity requests 1 photo to explain how the child has worked out the answer. The teacher's have requested a photo because there are 3 problems to solve. So ensure the photo provides information on the calculations and processes your child went through to get to their answer. Even if the answer is incorrect the 'workings out' will give your child's teacher insight on how to support them.

Things to remember:

Work does not need to be completed. If your child takes 30 minutes to write 1 sentence then post that, their teacher will know what they are capable of and support and plan accordingly.

Work does not need to be perfect. If your child forgets a finger space, capital letter or mis-spells something. That's OK, it shows your child as a writer and allows their teacher to know what to plan for their next steps.

Only post what is necessary.

Encourage independence wherever possible.

Post the organic work so your child's class teacher can give feedback and support the learning development appropriately.